



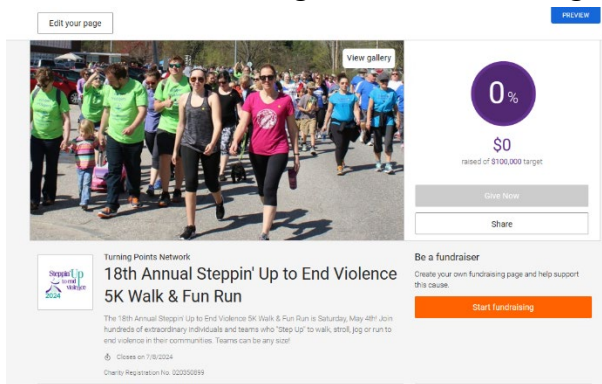
JustGiving Instructions for Individual Fundraisers

Setting up a free JustGiving page can be as easy as a few clicks of the button!
Below are step-by-step instructions.

1. Go directly to

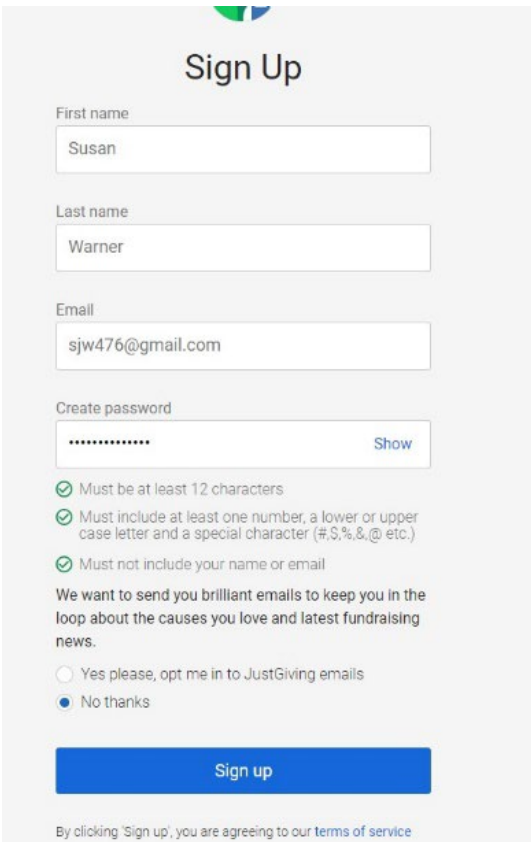

<https://www.justgiving.com/campaign/steppinup2024>

Click on the orange “Start Fundraising Button”

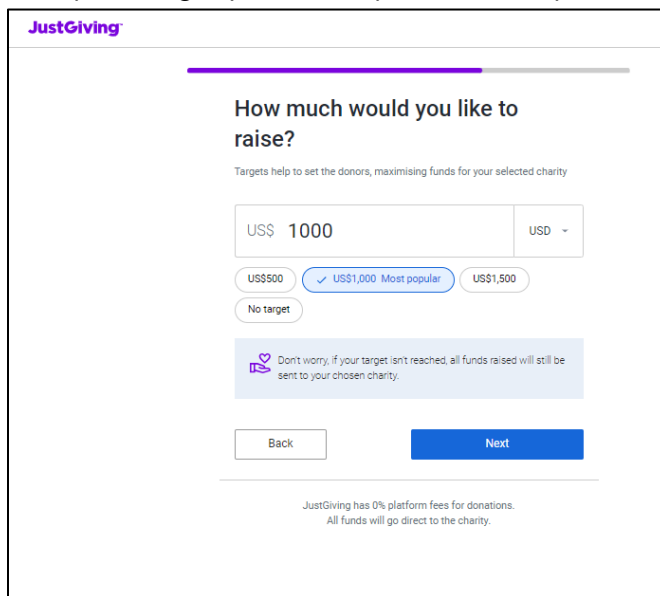


If you don't have a JustGiving account you will need to click “Sign Up” (see blue arrow) to create one.

2. Here's what the Create a JustGiving Account page looks like. The password must be 12 characters, with an upper and lowercase letters, a number, and a special character.



3. After you hit sign up: It will ask you how much you want to raise.



- You can then personalize your page. You can add your own story or personal appeal, talk about why you're supporting Turning Points Network, and upload an image for the top of your page. The fundraising goal will be set to \$1000 as default. If you would like to change it, click "Personalize" at the top of the page. **Note: when you create the page name URL it must not contain spaces and cannot be the same as last year's.**

JustGiving

Personalise your page

A great story will help to engage potential supporters. Not ready? [Skip and add later](#)

Page title

Why are you raising money?

Every year, this amazing community event grows due to the extraordinary individuals and teams who 'Step Up' to walk, stroll, jog or run to end violence in their communities. Last year, participants helped raised more than \$97,000 in support of survivors, and this year the goal is set for \$100,000! TPN hopes to reach this ambitious goal with YOUR help!

Gather your teams together, lace up your sneakers, and get moving, and help us end violence in our communities. All participants are welcome on our team!

T 44 [Enhance my story](#)

Customise your web URL

justgiving.com/page/jane-jones

[Go back](#) [Next: Page cover](#)

JustGiving has 0% platform fees for donations.
All funds will go direct to the charity.

JustGiving




Add a page cover

This is a large photo or video at the top of your page. Not ready? [Skip and add later](#)

[Photo](#) [Video](#) [Stream](#)

Suggested photo



[Upload photo](#)

[Go back](#) [Next: Finalise](#)

JustGiving has 0% platform fees for donations.
All funds will go direct to the charity.

- You may choose to donate to your own page, after which you will enter in your card information; otherwise, simply skip this step.

Joining a Team

If you go to a page and want to join that team, click the link right by the team name. If you haven't created your own page yet, it will ask you to do so. See pages 1-3 above to set up your account and personal page. Then come back and join the team.

The screenshot shows the JustGiving interface for a team named "Be the Change". At the top, there is a navigation bar with the JustGiving logo, a menu, and a "Start Fundraising" button. Below this is a search bar and a user profile for "Susan". A prominent "Edit page" button is visible. The main content area features a large image of people wearing blue "Steppin' Up to end violence" t-shirts. To the right of the image is a fundraising progress indicator showing "0%" raised of a "US\$0" target, with a "Give Now" button and a "Share" button. Below the image, the team name "Be the Change" is displayed with a "Join team" link highlighted in yellow. Underneath, it says "Team fundraiser • 1 members • Turning Points Network" and lists an event: "Steppin' Up 2024 5K Walk & Fun Run, on 4 May 2024". To the right, there is a section for the "18th Annual Steppin' Up to End Violence 5K Walk & Fun Run" with a description of the event.



The screenshot shows a "Join the team" modal window. At the top, it says "Join the team" and "Team member fundraising pages connect to the team page." Below this is a smaller version of the team image from the previous screenshot. Underneath the image, the team name "Be the Change" is shown, along with "Fundraising for Turning Points Network", the event "Steppin' Up 2024 5K Walk & Fun Run", and "1 member". There are two blue buttons: "Create your fundraising page" and "Connect fundraising page". A blue arrow points from the left towards the "Connect fundraising page" button.

Click the second blue button, to connect your page to your team.

Help!!

For further assistance or to have us build you a page, you can contact Turning Points Network by phone at 603-543-0155, or email susan@turningpointsnetwork.org